



ARBUTHNOT LATHAM  
Bankers since 1833

# Global MPS Growth

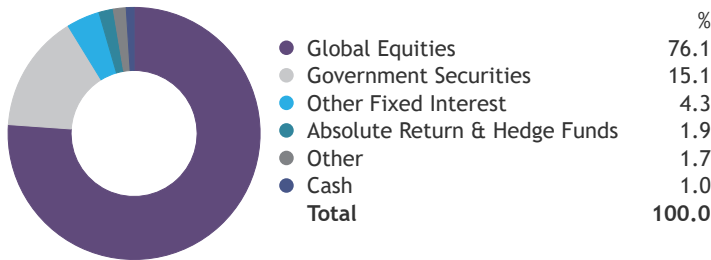
Portfolio Date: 7/31/2024

## Portfolio Objective & Strategy

The Global Model Portfolio Service (MPS) Growth portfolio aims to optimise total returns (capital and income). It uses a wide range of assets, including an allocation to equities typically ranging between 60% to 85%, and is suitable for investors who wish to invest globally. Arbuthnot Latham manage the portfolio by tactically adjusting the asset allocation in response to the future outlook for markets.

## Asset Allocation\*\*

Portfolio Date: 7/31/2024



## Key Information\*

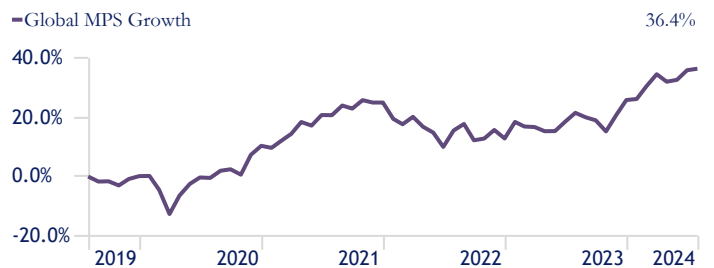
Inception Date	10/13/2014
Currency	Pound Sterling
12 Month Yield	1.6%
5 Year Volatility	10.2%

The model is available on a range of other platforms where performance, charges and underlying holdings may vary. Please refer to your preferred platform for the latest information on charges and total underlying fund costs.

## 12-Month Rolling Performance

Period From - To	Global MPS Growth
8/1/2019 - 7/31/2020	-0.5%
8/1/2020 - 7/31/2021	21.3%
8/1/2021 - 7/31/2022	-4.3%
8/1/2022 - 7/31/2023	5.2%
8/1/2023 - 7/31/2024	12.3%

## Performance



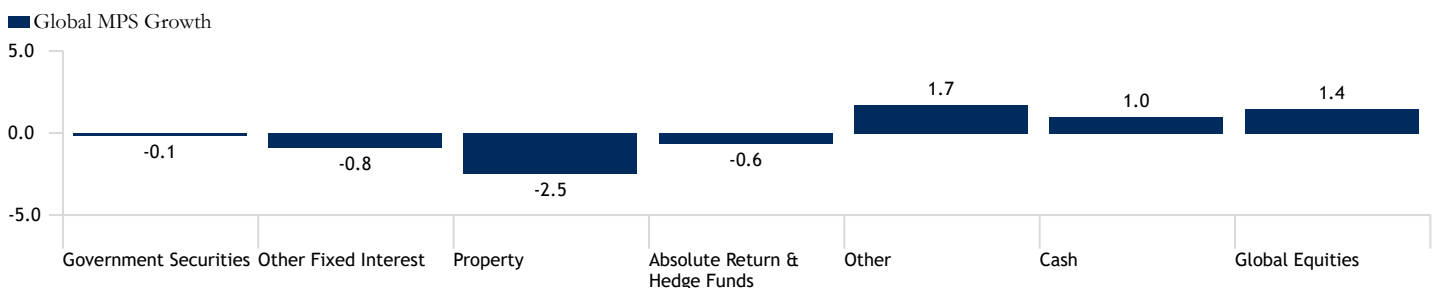
Past performance is not a reliable indicator of future results. Performance is shown net of underlying investment costs and does not include any fees paid to Arbuthnot Latham, the professional adviser or platform.

\*The Global MPS was launched on 12 September 2022 and does not have historic performance data. Key information and performance recorded above is based upon Arbuthnot Latham Global Investment Service (GIS), which maintains the same objectives, risk profile and asset allocation as the Global MPS. Our analysis shows that historic risk and returns of the Global MPS would not have differed meaningfully from the actual risk and returns of the GIS. Performance data and top-ten holdings from 12 September 2022 will vary depending on the platform service due to the differing availability of investments on different platforms, which may not be represented on this factsheet.

\*\*Asset allocation figures may not always add up to 100% due to rounding.

\*\*\*Other may include investments in commodities, infrastructure and similar specialist alternatives.

## Tactical Asset Allocation Relative to Strategic Asset Allocation



Arbuthnot Latham Asset Class

# Global MPS Growth

## Top 10 Holdings (%)

	Weight %
Vanguard S&P 500 UCITS ETF	27.7
iShares Global Govt Bond ETF GBP H Dist	13.3
Dodge & Cox Worldwide US Stock GBP Inc	6.1
Comgest Growth Europe ex UK GBP SU Acc	5.0
Polar Capital Asian Stars S Acc	4.8
Nomura Fds Japan Strategic Value R GBP	4.7
Vulcan Value Equity GBP II Inc	3.9
Redwheel Global Emerging Mrkts R GBP Inc	3.4
Artemis US Smaller Companies I Acc GBP	3.2
HSBC Global Corporate Bond ETF S2QHGBP	2.8

## Investment Directors



Pete Doherty,  
CFA



Edward Johnstone,  
FCSI



Colin MacKenzie,  
FCSI



Chris McGuinness,  
CFA

## Risk Ratings



## Further Information & Contact Details

Please scan this code to be directed to our website for further information about Arbuthnot Latham and our services, or contact us:

w: [arbuthnotlatham.co.uk](http://arbuthnotlatham.co.uk)  
t: +44 (0)20 7012 2240  
e: [adviser\\_services@arbuthnot.co.uk](mailto:adviser_services@arbuthnot.co.uk)



## Important Information

The value of investments, and the income from them can fall as well as rise, and may be affected by exchange rate fluctuations. Investors could get back less than they invest. Past performance is not a reliable indicator of future results.

The tax treatment of investments depends upon individual circumstances and may be subject to change.

This document should be considered a marketing communication. It has not been prepared in accordance with legal requirements designed to promote the independence of investment research. It is for information purposes only and does not constitute advice, a solicitation, recommendation or an offer to buy or sell any security or other investment or banking product or service.

This document is correct as at the date of writing and is valid for a period of one month from the portfolio date stated on the document.

This document may not be reproduced, distributed, or published without prior consent from Arbuthnot Latham & Co., Limited.

Arbuthnot Latham & Co., Limited is authorised by the Prudential Regulation Authority and regulated by the Financial Conduct Authority and the Prudential Regulation Authority. Arbuthnot Latham & Co., Limited is on the Financial Services Register under Firm Reference Number 143336. Registered office: Arbuthnot House, 7 Wilson Street, London EC2M 2SN. Registered in England and Wales No. 819519.